

## Additional Information / Zusatzinformation

PR 1713 vs. PR 5610 Keypad functions

PR 1713 vs. PR 5610 Tastenfunktionen






































### PR 5610



### PR 1713



Differences in the operating interface between PR 5610 and PR 1713.  
Unterschiede in der Bedienoberfläche des PR 5610 und PR 1713.

PR 5610	PR 1713	Description	Beschreibung
		Stop	Stopp
		Move the cursor to the left during editing	Beim Editieren Cursor nach links
		Softkey: Select a function	Softkey: Funktion auswählen
		Scroll down the menu options	Menüoptionen vorwärts durchlaufen
		Scroll up the menu options	Menüoptionen rückwärts durchlaufen
		Move the cursor to the right during editing	Beim Editieren Cursor nach rechts
		Back space / delete	Backspace / Löschen
		Toggle key for switching between weighing points	Auswahltaste zum Wechseln zwischen Wägepunkten
		Gross weight is displayed while this button is pressed ( <i>B – Brutto, German for Gross</i> )	Beim Drücken dieser Taste wird das Bruttogewicht angezeigt
		Tare weight is displayed while this button is pressed	Beim Drücken dieser Taste wird das Taragewicht angezeigt
		Set and reset tare	Tarieren und Enttarieren
		Set gross weight to zero	Bruttogewicht Null setzen
		Print-out	Ausdrucken
		Quit from menu, continue operation at next higher level	Ausstieg aus dem aktuellen Menü, Betrieb auf nächsthöherer Ebene fortsetzen
		Enter / execute	Eingabe / Bestätigen
		Display the other menu options, the double arrow  means, that further functions are available	Zugang zu den weiteren Menüoptionen, die durch den Doppelpfeil  indiziert werden
		Programmable function key	Programmierbare Funktionstaste
		Programmable function key	Programmierbare Funktionstaste