



sartorius

LOG-X5 System Controller



- System Controller for Material intake and outtake procedures
- EC type approval certificate as Indicator class III, 5000e
- Compact, comfortable, fast
- Operating Interface with alphanumerical Display
- Comfortable data handling of materials and addresses
- Totalizer
- Configurable procedures
- Internal Alibi-memory (Option)
- Second external Scale (Option)

The LOG-X5 is a System Controller for typical material intake and outtake procedures.

The registration and documentation of quantities and weights are essential for good movements, which characterize more and more our industrial world both inside factories and external. The System Controller LOG-X5 assists the user in an optimal way in many applications and can be configured to the demands of the particular procedure.

The design and the multi-functional housing with a high class of protection (IP65) allows the usage as desktop or panel mounted device.

The bright seven digit weight display with the respective unit and status symbols guarantees a good readability even under difficult conditions.

Two lines for text messages each with 20 characters and function keys guide the operator through the application in an easy to understand and logical manner. Via the alphanumerical keypad values and text can be entered or edited.

The standard controller has an interface for an external PC keyboard which facilitate the entry of data in a comfortable way.

Two LED's indicates which weighing point is shown on the display.

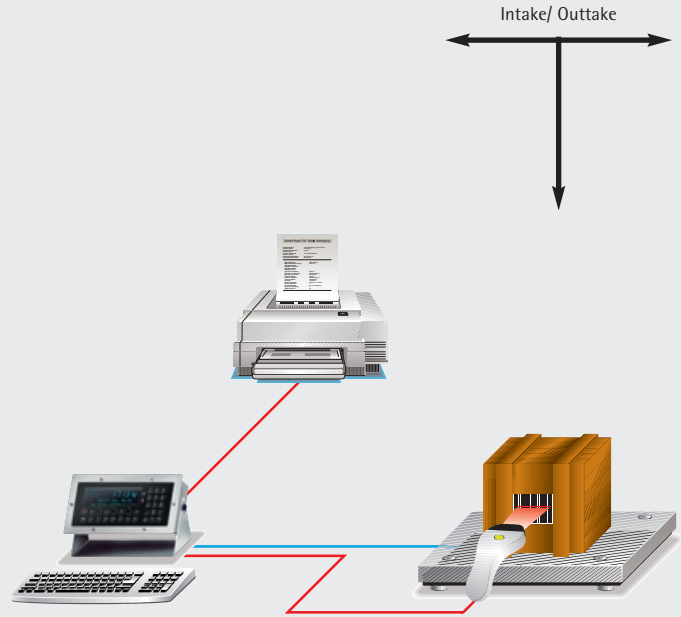
The LOG-X5 Controller offers beside the normal indicator features following functionality:

1. Database for material and addresses
2. Creating, printing and storage of delivery notes
3. Internal alibi-memory (Option)
4. Various tare functions

Application Details

Typical Weighing procedure:

Step 1:	Select customer from table	} configurable parameters
Step 2:	Select 1st material from table Select number of pieces Select tare mode Weighing and printing	
Step 3:	Select 2nd material from table Select number of pieces Select tare mode Weighing and printing 	
Step n:	Select nst material from table or	
	Finalizing delivery note	



The LOG-X5 simplifies common procedures of good movements. A typical weighing sequence is shown above and can be configured by means of parameters according to the process demands.

Configuration

LOG-X5 offers following parameters to the use of:

- Customer table
- Material table
- Pieces
- Tare mode
- Timeframe for storage of reports
- Designation of label printer
- Number of print-outs
- Identification of scale

Scale connection

The LOG-X5 can be connected to a platform with analog load cells via the internal A/D converter. Optional a second platform can be operated either via a serial interface with XBPI or via Interbus DIOS-Master with PR1720.

Data Base

Following tables are defined:

- Material table with the fields
 - 'Ident'
 - 'Name'
 - 'Intake/Outtake'
- Customer table with the fields
 - 'Ident'
 - 'Name'
 - 'Address line1-3'

The menu ,table' allows to create new data entires or to edit and delete existing data sets.

Internal Alibi-memory (Option)

The LOG-X5 has an W&M approved internal alibi-memory. The size will be determined during commissioning. Number of entries up to 15,000. Once the database is generated you can search the saved data for a

- Weight
- Date - Time
- Sequencenumber

To use the alibi memory it is necessary to install the RAM-extension PR 1713/05

Delivery note

```

Report
Scale identifier: Terminal 1
Date . . . . . : 06.02.2003 15:37:40
Sequence number .: 65
Customer. . . . .: Sartorius AG
    
```

Line	Material name	pieces	Weight	Date
1	Steel rod 567 Premium	5	1200 kg	06.02.2003 16:10:00
2	Steel rod 567 Premium	10	2400 kg	06.02.2003 16:15:00

```

-----
Total weight . . . . : 3600 kg
Total pieces . . . . :
    
```

Customer table

```

Customer table
Scale identifier: Terminal 1
Date: 06.02.2003 15:37:40
    
```

Customer name	Adress	Description
Customer 1	Adress 1 56 XYZ	free delivery over night
Customer 2	Adress 1 57 ABC	invoice payment unpacked

Material report with totalizer 1+2 for each

```

Material report
Scale identifier: Terminal 1
Date: 06.02.2003
Time: 15:37:40
    
```

Material name	Ident	Sum
* tmp Material *	1	0 kg
1st Class	6001 Meat	A A 1200 kg A 3600 kg
2nd Class	6002 Meat	A A 24000 kg A 8600 kg
3rd Class	6003 Meat	A A 0 kg A 40600 kg

```

Date: 06.02.2003 15:37:40
Material name: cattle halves
Material code: 1234
Pieces: 3
Gewicht: 1750 kg
    
```

Label

Print-Outs

The above shown examples of print-outs for

- Delivery note
- Customer table
- Material table
- Label

are predefined in the standard software and can be redesigned with two different tools:

1. NiceLabel Express
2. Programmingtool PR 1750 for OEM's

Printer

- Report-printer

The report printer is used for the delivery note and table print outs and is connected to the LOG-X5 via serial interface. A line printer like FX880/PH01 can be used.

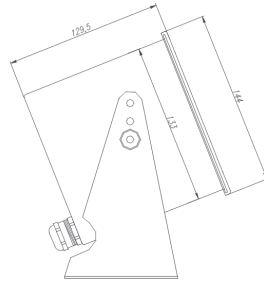
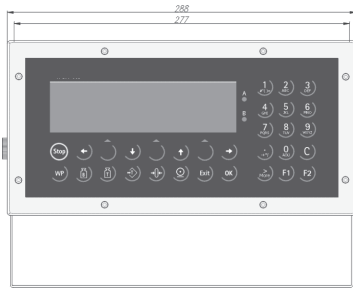
- Label-printer

The label printer will be defined with the configuration and can be used to print self-adhesive labels to place on the goods. The printer YDP12IS is an appropriate choice.

X5-PowerTools (Option)

- FlashIt permits software updating at any time: the process functionality is always state-of-the-art.
- DisplayIt offers the possibility of displaying the system weighing controller on any Windows PC.
- LayoutIt supports Sartorius "Nice Label Express" for easy creation of reports and labels.
- TranslatIt allows the easy translation of the operation language.
- RecoverIt is a smart tool to backup and restore all data and parameters from the instrument.
- AccessIt is a tool to upload and edit all tables and download then back into the controller.

Technical Data LOG-X5



Power supply

115/230 V_{AC} 50-60 Hz or 24 V_{AC/DC}
Max. 19 W / 25 VA

Display

7-Digit plus status symbols
text: 2 lines, 20 characters

Housing

stainless steel DIN 1.43 01 (B.S. 304)
Ingress Protection: IP 65 eq. to (NEMA: 4X)

Order information

Type	Description	Order numbers
PR 5610/80	LOG-X5 230 V	9405 156 10801
PR 5610/81	LOG-X5 24 V _{AC/DC}	9405 156 10811
PR 5610/82	LOG-X5 Ex-Zone 2/22 (230 V)	9405 156 10821
PR 5610/83	LOG-X5 Ex-Zone 2/22 (24 V)	9405 156 10831

Options

PR 1713/05	RAM Memory Extension 1MB	9405 317 13051
PR 1799/99	W&M Approval Labels (1 set)	9405 317 99991
PR 8901/81	Internal Alibi Memory (Licence)	9405 389 01811
PR 8001/01	X-Family PowerTools	9405 380 01011
PR 1713/31	Extended EW Commands	9405 317 13311
PR 1792/20	AccessIt Licence	9405 317 92201
PR 1713/91	Panel Mounting kit	9405 317 13911
PR 1792/13	OPC Server Licence	9405 317 92131

			SLOT	1	2	3	4
PR 1713/04	Serial interface card (RS 232/485)	9405 317 13041		o	x	o	
PR 1713/06	Analogue Output 0/4 - 20 mA	9405 317 13061					
PR 1713/07	1 Analogue Output / 4 Analogue Input	9405 317 13071					
PR 1713/08	BCD 24 out, 1 in	9405 317 13081					
PR 1713/12	Digital 4 In- / 4 Output, Opto / Opto Output: 31 V, 25 mA	9405 317 13121					
PR 1713/13	DIOS-Master (add. Software required)	9405 317 13131				o	
PR 1713/15	Digital 4 In- / 4 Output, Opto / Relais Output: 31 V, 1 A	9405 317 13151					
PR 1713/17	Digital 6 In- / 8 Output, Opto / Opto Output: 31 V, 25 mA	9405 317 13171					
PR 1721/11	Profibus-DP interface	9405 317 21111					o
PR 1721/12	Interbus-S interface	9405 317 21121					o
PR 1721/14	DeviceNet interface	9405 317 21141					o
PR 1713/14	Ethernet interface, 10 MBaud	9405 317 13141					o

o = optional, x = included in delivery

The documentation will be delivered on a CD, a paper version can be ordered separately.

* max. 1 Analogue Output Card

Specifications subject to change
without notice.

Printed in Germany.

n/sart • C

9498 756 10801

Version 06.2004

Interfaces

2 Bi-directional serial interface
RS 232/RS 485;
user selectable protocols:
Remote Display, Printer
PC-Keyboard Interface (50 mA)
XON, Jbus, Dust 3964R, XBPI

Linearity

< 0.007 %

Resolution

Max. 330,000 div. (internal) $\hat{=}$ 0.11 μ V/d
Usable stepwidth 0.4 μ V/d

Accuracy

5000e class III acc. to EN 45 501;
OIML R 76 min. verification interval
1.2 μ V/e (1.0 μ V/e for multi-range)

Load cell input

6- or 4-wire
Load cell supply: 12 V
Impedance: min. 75 Ohm,
e.g. 8 load cells with 650 Ohm

Measuring principle

Ratiometric integrating A/D converter
Conversion time: 50 ms
Update: 100 ms to 2 s,
adjustable in 100 ms steps
4-pole digital filter 0.1 to 5 Hz

Input signal range

Net range 2.4 mV to 36 mV
Tare range: 0... 33.6 mV
(for 100% maximum capacity)

Temperature influence

Live zero T_k: < 0.1 μ V / K RTI
Span T_{k_{spn}}: < 0.006 %/10 K

Environmental conditions

Temperature range

Operation: -10° C to +40° C
Storage: -40° C to +70° C

Electrical safety

according to IEC 61010-1

Vibration

according to IEC 60068-2-6

Electrostatic discharge

according to IEC 61000-4-2

Supply line

according to IEC 61000-4-4

Electromagnetic fields

according to IEC 61000-4-3

Radio interference

according to EN 55011

Sartorius Hamburg GmbH
Meiendorfer Straße 205
22145 Hamburg, Germany
Tel. +49.40.67960.303
Fax +49.40.67960.383
www.sartorius.com